


# Ace Your Law School Applications: The Ultimate Guide to Law School Essay Rules 2024

Are you planning to apply to law school in the upcoming application cycle? If so, you'll need to start thinking about your personal statement and other essays. The law school essay is an important part of your application, and it can make or break your chances of getting into your dream school.



## Law School Essay Rules 2024: Just the Rules, Just What You Need by Veronica Roth

★★★★★ 4.7 out of 5

Language	: English
File size	: 2033 KB
Text-to-Speech	: Enabled
Screen Reader	: Supported
Enhanced typesetting	: Enabled
Print length	: 127 pages
Lending	: Enabled



That's why we've put together this comprehensive guide to the law school essay rules for 2024. We'll cover everything you need to know about how to write a standout essay that will get you noticed by admissions committees.

## What are the Law School Essay Rules?

The law school essay rules vary from school to school, but there are some general guidelines that all applicants should follow. These guidelines include:

- **Length:** Most law school essays should be between 500 and 1,000 words.
- **Format:** Essays should be typed and double-spaced, with 12-point font.
- **Content:** Essays should be well-written and organized, and they should address the specific prompt that you've been given.
- **Grammar and spelling:** Essays should be free of grammatical errors and misspellings.

In addition to these general guidelines, there are also some specific rules that you should be aware of for each of the different types of law school essays.

## **Personal Statement**

The personal statement is the most important essay in your law school application. It's your opportunity to tell the admissions committee about who you are, what you're passionate about, and why you want to go to law school.

When writing your personal statement, you should focus on telling a story about your life and experiences. This story should highlight your strengths and weaknesses, and it should demonstrate your commitment to the legal profession.

## **Diversity Statement**

The diversity statement is an optional essay that gives you an opportunity to share your experiences with diversity and inclusion. This essay is

important for applicants who come from underrepresented backgrounds, and it can help you to demonstrate your commitment to making the legal profession more diverse.

When writing your diversity statement, you should focus on sharing your personal experiences with diversity and inclusion. You should also discuss how your experiences have shaped your views on diversity and inclusion, and how you plan to contribute to the legal profession in this area.

## **Addendum**

The addendum is an optional essay that allows you to explain any unusual circumstances or events that may have affected your application. This essay is important for applicants who have experienced any academic or personal challenges, and it can help you to demonstrate that you're a capable student who is committed to your education.

When writing your addendum, you should focus on explaining the circumstances or events that you're writing about in detail. You should also discuss how these circumstances or events have affected your application, and what you've learned from them.

## **Resume and Transcript**

Your resume and transcript are also important parts of your law school application. Your resume should list your work experience, education, and extracurricular activities, and your transcript should show your academic performance.

When preparing your resume and transcript, it's important to make sure that they're accurate and up-to-date. You should also proofread them


carefully for any errors.

## **Tips for Writing a Standout Law School Essay**

Now that you know the law school essay rules, it's time to start writing your essays. Here are a few tips to help you write a standout essay that will get you noticed by admissions committees:

- **Start early.** The law school application process is competitive, so it's important to start working on your essays early. This will give you plenty of time to brainstorm, write, and revise your essays.
- **Brainstorm your ideas.** Before you start writing, take some time to brainstorm your ideas. What do you want to say in your essay? What stories do you want to tell? Once you have a few ideas, you can start to organize your essay.
- **Write a rough draft.** Once you have your ideas organized, you can start writing a rough draft of your essay. Don't worry about making it perfect at this stage, just get your thoughts down on paper.
- **Revise and edit your essay.** Once you have a rough draft, take some time to revise and edit your essay. Check for any grammatical errors or misspellings, and make sure that your essay is well-organized and easy to read.
- **Get feedback from others.** Once you're happy with your essay, ask a friend, family member, or professor to read it over and give you feedback. This can help you to identify any areas that need improvement.

The law school essay is an important part of your application, and it can make or break your chances of getting into your dream school. By following the law school essay rules and tips that we've provided




## Law School Essay Rules 2024: Just the Rules, Just What You Need by Veronica Roth

★★★★☆ 4.7 out of 5

Language : English  
File size : 2033 KB  
Text-to-Speech : Enabled  
Screen Reader : Supported  
Enhanced typesetting : Enabled  
Print length : 127 pages  
Lending : Enabled

FREE

DOWNLOAD E-BOOK



## The Year They Burned the: A Haunting Historical Novel That Explores the Devastation of the Chicago Fire

The Great Chicago Fire of 1871 was one of the most devastating events in American history. The fire burned for three days and...



## Unlock the Secrets of Effortless Inline Skating with Alexander Iron

Discover the Ultimate Guide to Mastering Inline Skating Embark on an exhilarating journey of inline skating with "Inline Skating Secrets," the definitive guidebook penned...